

GRUNDFOS UPM3 THE NEXT GENERATION OF OEM CIRCULATORS

INTELLIGENT SOLUTIONS FOR ALL HVAC SYSTEMS



Introducing UPM3

“The new generation of Grundfos UPM3 circulators is designed with our customers’ needs and challenges in mind. The range offers the flexibility to meet any HVAC demand, the intelligence to do this with top-class efficiency, and the reliability to provide years and years of trouble-free operation.”

– Henrik Bonde, President, Grundfos HVAC OEM

The HVAC industry faces the constant challenge of delivering smaller and more efficient products. This places great demands on the components inside. Our range of UPM3 circulators sets new standards for system integration, allowing you to exceed your customers’ expectation.

Made to integrate – easily and efficiently

The UPM3 range comes with:


- » Optimised design fit for easy accessibility
- » Intelligent configuration
- » High efficiency (exceeding the Ecodesign benchmark level)
- » Unmatched reliability

Two platforms. Unlimited possibilities.

The basic UPM3 hardware model is controlled via a signal cable entry and does not feature a user interface. The UPM3 Hybrid, on the other hand, combines external signal controlling and internal self-controlling, providing you with access to a full range of settings that will cover any circulator challenge you might encounter.

The UPM3 range is designed for all kinds of HVAC applications:

- » Boiler systems
- » Heat pumps
- » Solar thermal systems
- » Heating kits
- » DHW systems
- » Micro CHP systems



Easy access to the pump head screws from the front

Easy access to the user interface from front

Easy access to the connectors from front

Easy access to the de-blocking screw from front

130 mm

SIZE 1:1

THE SMALLEST GRUNDFOS OEM CIRCULATOR EVER

THE UPM3 IS THE SMALLEST CIRCULATOR FOR SYSTEM INTEGRATION THAT WE HAVE EVER BUILT. JUST AS COMPACT AS THE UPS 15, IT OFFERS A FULL RANGE OF TECHNOLOGICAL INNOVATIONS, AS WELL.

Made for **trouble-free operations**

ULTIMATE RELIABILITY

We know that no amount of features will ever make up for lacking reliability. That is why the UPM3 is made from only the most durable materials and with high quality craftsmanship in every welding.

To continue the success of the UPM2 and provide the lowest failure rate ever, the UPM3 comes with

- » Field and lab tested product quality
- » Ceramic bearing shaft
- » Double de-blocking system
- » High temperature resilience

Pushing **the limits of innovation**

Exceeding efficiency benchmarks

With its new advanced hydraulic system, the UPM3 exceeds the Ecodesign 2015 requirements of EEI < 0,20

Excellent product quality

To ensure that the UPM3 range lives up to the world-renowned Grundfos quality, the range has been extensively lab and field-tested. And it has passed with flying colours.

**INSTALLED IN OVER
200 MILLION CIRCULATORS**

SAFE!

Ceramic bearing shaft

The UPM3 comes equipped with ceramic bearing shafts for a long and trouble-free lifetime. The ceramic material is extremely durable and will not wear.

**MANUAL BACK-UP
FUNCTION**

SAFE!

Double de-blocking system

The UPM3 features a double safety de-blocking system: Electronic de-blocking that maintains the maximum starting torque up to 25 Ncm and manual de-blocking accessible from the front without demounting the control box.

Active inrush current limitation

In the new UPM3, the inrush current level is actively limited to a level that will not harm standard power relays. This reduces contact wear and extends product lifetime.

**BUILT FOR UP TO 70° C
AMBIENT TEMPERATURES**

SAFE!

High temperature resilience

The UPM3 is designed to perform perfectly in ambient temperatures of up to 70° Celsius. The resilience to heat will enhance the possibilities of system integration enormously.

Two advanced platforms. Same superior hardware.




TWO PLATFORMS



CIRCULATOR TYPE

CONFIGURATION

PLATFORM	CUSTOMIZATION LEVEL	APPLICATION	CONTROL MODE	SETTINGS	PWM PROFILE A	PWM PROFILE C	PROPORTIONAL PRESS. CONTROL	CONST. PRESS. CONTROL	CONST. CURVE CONTROL	
UPM3 WITHOUT INTERFACE	FULL CUSTOMIZATION	APPLIANCES ON A BIG SCALE PRODUCTION	EXTERNAL	1 (FIXED CUSTOMISED SOLUTION)	YES	YES	NO	NO	NO	
UPM3 HYBRID WITH INTERFACE	SEMI-CUSTOMISABLE*	BOILER SYSTEMS WITHOUT AND WITH PWM SIGNAL	EXTERNAL/INTERNAL	4	YES*	NO	NO	NO	YES*	
UPM3 HYBRID WITH INTERFACE	SEMI-CUSTOMISABLE*	BOILER AND SOLAR SYSTEMS	EXTERNAL	8	YES*	YES*	NO	NO	NO	
UPM3 HYBRID WITH INTERFACE	SEMI-CUSTOMISABLE*	HEATING KIT SYSTEMS STANDALONE APPLICATIONS	INTERNAL	10** WITHOUT AUTOADAPT	NO	NO	YES**	YES**	YES*	
UPM3 HYBRID WITH INTERFACE	SEMI-CUSTOMISABLE*	APPLIANCES, CABINETS & KITS	INTERNAL	12** WITH AUTOADAPT	NO	NO	YES**	YES**	YES*	
UPM3 HYBRID WITH INTERFACE	SEMI-CUSTOMISABLE*	UNIVERSAL USE IN ANY OF THE HVAC APPLIANCES	EXTERNAL/INTERNAL	20	YES*	YES*	YES**	YES**	YES*	

*Customise default setting and locking function

** Automatically controlled variable settings

* 4 curves

** 3 curves

The NEW UPM3 generation

WITH PWM SIGNAL

WITHOUT PWM SIGNAL



VERSIONS	P1
UPM3 15-75 130	60 W
UPM3 25-75 130	60 W
UPM3 25-75 180	60 W
UPM3 15-70 130	52 W
UPM3 25-70 130	52 W
UPM3 25-70 180	52 W
UPM3 15-60 130	39 W
UPM3 25-60 130	39 W
UPM3 25-60 180	39 W
UPM3 15-50 130	33 W
UPM3 25-50 130	33 W
UPM3 25-50 180	33 W
UPM3 15-40 130	25 W
UPM3 25-40 130	25 W
UPM3 25-40 180	25 W

VERSIONS	P1
UPM3 FLEX AC 15-70 130	52 W
UPM3 FLEX AC 25-70 130	52 W
UPM3 FLEX AC 25-70 180	52 W

VERSIONS	P1
UPM3 FLEX AS 15-70 130	52 W
UPM3 FLEX AS 25-70 130	52 W
UPM3 FLEX AS 25-70 180	52 W

VERSIONS	P1
UPM3 HYBRID 15-70 130	52 W
UPM3 HYBRID 25-70 130	52 W
UPM3 HYBRID 25-70 180	52 W
UPM3 HYBRID 15-50 130	33 W
UPM3 HYBRID 25-50 130	33 W
UPM3 HYBRID 25-50 180	33 W

VERSIONS	P1
UPM3 FLEX AS 15-70 130	52 W
UPM3 FLEX AS 25-70 130	52 W
UPM3 FLEX AS 25-70 180	52 W

VERSIONS	P1
UPM3 AUTO 15-70 130	52 W
UPM3 AUTO 25-70 130	52 W
UPM3 AUTO 25-70 180	52 W
UPM3 AUTO 15-50 130	33 W
UPM3 AUTO 25-50 130	33 W
UPM3 AUTO 25-50 180	33 W

VERSIONS	P1
UPM3 AUTO L 15-70 130	52 W
UPM3 AUTO L 25-70 130	52 W
UPM3 AUTO L 25-70 180	52 W
UPM3 AUTO L 15-50 130	33 W
UPM3 AUTO L 25-50 130	33 W
UPM3 AUTO L 25-50 180	33 W

THERE IS A UPM3 FOR EVERY PROJECT

No matter if you are looking for a circulator with one fixed setting or a more flexible solution, with or without PWM signal, there is a UPM3 to meet your demands.

Take for instance the UPM 3 Hybrid. By combining external controlling with internal self-controlling, the UPM3 Hybrid is actually two advanced platforms in one. This gives you access to a full range settings, covering all your circulator needs.



UPM3

UPM3 is the right choice for all projects and appliances produced on a big scale where only one specific external control mode with one specific speed range is requested. UPM3 is controlled via a signal cable entry.

Description

Integrated OEM high efficient circulator

- » One specific external control mode
- » One specific speed range
- » No user interface
- » Follow up of UPER/UPM platforms

Externally controlled by the appliance

- » Different signals and profiles available (PWM A, PWM C, KMBus)
- » Standard return signal showing power consumption, alarm and operation status
- » Other customized input profiles and different return profiles are possible e.g. flow estimation

Available with many standard and customized housings

Active or passive inrush current limitation

Exceeding benchmark level of the Ecodesign requirements in 2015, $EEL \leq 0.20$ EN16297/3

SETTING OPTIONS

EXTERNALLY CONTROLLED BY	MAX HEAD
PWM PROFILE A	7,5 M
PWM PROFILE C	7 M
KM BUS	6 M
	5 M
	4 M

UPM3 FLEX AC

By combining 2 PWM profiles, the UPM3 FLEX AC brings new flexibility to the system developer, the OEM production and even to the field installation. Without changing the hardware, the settings can easily be changed: with 4 maximum curves either for heating or PWM profile C for solar.

Description

Integrated OEM high efficiency Circulator

Externally controlled by the appliance

- » 2 standard PWM profiles available in ONE
 - Profile A for Heating and Profile C for Solar
- » 4 MAX curves

Exceeding benchmark level of the Ecodesign requirements in 2015, $EEL \leq 0.20$ EN16297/3



SETTING VIEW

PWM PROFILE A: 4M		
PWM PROFILE A: 5M		
PWM PROFILE A: 6M		
PWM PROFILE A: 7M		
PWM PROFILE C: 4 M		
PWM PROFILE C: 5 M		
PWM PROFILE C: 6 M		
PWM PROFILE C: 7 M		

SETTING OPTIONS

PWM PROFILE A	PWM PROFILE C
4 M	4 M
5 M	5 M
6 M	6 M
7 M	7 M



UPM3 FLEX AS

UPM3 FLEX AS is a flexible solution for boiler systems now and in the future. It is designed to work both with and without PWM signal, allowing you to upgrade your systems without having to change the circulators.




Description

- » Integrated OEM high efficient circulator
- » For flexible use in appliances without PWM speed control with 4 speeds
- » or in applications with externally controlled signal with standard PWM profile A for 4 MAX curves

Exceeding benchmark level of the Ecodesign requirements in 2015, $E_{EI} \leq 0.20$ EN16297/3

SETTING OPTIONS

PUMP RUNS WITHOUT PWM SIGNAL	PUMP RUNS WITH PWM SIGNAL
MAXIMUM CURVE	PWM PROFILE A
4 M	4 M
5 M	5 M
6 M	6 M
7 M	7 M



SETTING VIEW

PWM PROFILE A: 4M		
PWM PROFILE A: 5M		
PWM PROFILE A: 6M		
PWM PROFILE A: 7M		

UPM3 AUTO

UPM3 AUTO is for all applications in which an internally controlled pump is needed. It is designed to be used in appliances or cabinets with increased ambient temperatures and limited space options; either in standalone applications or in kit systems without PWM controller.



Description

- » Standalone OEM high efficiency circulator
- » For standalone applications
- » Optimal for floorheating with a high valve authority
- » Flexibility of settings benefits the OEM production and the installation in the field

Internally controlled circulators

- » 3 control modes
- » 10 Curves
- » PLUS AUTOADAPT proportional and constant pressure
- » Substitutes ALPHA2 pumps

SETTING VIEW

PROP. PRESS.: CURVE 1		
PROP. PRESS.: CURVE 2		
PROP. PRESS.: CURVE 3		
PROP. PRESS.: AUTOADAPT		

CONST. PRESS.: CURVE 1		
CONST. PRESS.: CURVE 2		
CONST. PRESS.: CURVE 3		
CONST. PRESS.: AUTOADAPT		

CONST. CURVE: CURVE 1		
CONST. CURVE: CURVE 2		
CONST. CURVE: CURVE 3		
CONST. CURVE: CURVE 1		

SETTING OPTIONS

PROPORTIONAL PRESSURE	CONSTANT PRESSURE	CONSTANT CURVE
CURVE 1	CURVE 1	4/2 M
CURVE 2	CURVE 2	5/3 M
CURVE 3	CURVE 3	6/4 M
AUTOADAPT	AUTOADAPT	7/5 M





UPM3 AUTO L

UPM3 AUTO L is for all applications in which an internally controlled pump is needed. It is designed to be used in appliances or cabinets with increased ambient temperatures and limited space options; either in standalone applications or in kit systems without PWM controller. The AUTO L does not feature AUTOADAPT modes.

Description

Standalone OEM high efficiency circulator


- » For standalone applications
- » Optimal for heating kits
- » Flexibility of settings benefits the OEM production and the installation in the field

Internally controlled circulators

- » 3 control modes
- » 10 Curves
- » Substitutes ALPHA2L pumps.

SETTING OPTIONS

PROPORTIONAL PRESSURE	CONSTANT PRESSURE	CONSTANT CURVE
CURVE 1	CURVE 1	4/2 M
CURVE 2	CURVE 2	5/3 M
CURVE 3	CURVE 3	6/4 M
		7/5 M



SETTING VIEW

PROP. PRESS.: CURVE 1		
PROP. PRESS.: CURVE 2		
PROP. PRESS.: CURVE 3		
CONST. PRESS.: CURVE 1		
CONST. PRESS.: CURVE 2		
CONST. PRESS.: CURVE 3		
CONST. CURVE: CURVE 1		
CONST. CURVE: CURVE 2		
CONST. CURVE: CURVE 3		
CONST. CURVE: CURVE 4		

UPM3 HYBRID

By combining external controlling through signal entry with internal self-controlling, the UPM3 HYBRID covers all your circulator needs in one product, providing you with access to a full range of settings.



Description

Integrated high efficiency circulator

- » For externally and internally controlled circulators
- » For all kind of applications with flexible settings in OEM production or in the installation field
- » 5 control modes, 18 curves, PLUS 2 AUTOADAPT proportional and constant pressure
- » Substitutes UPM2 and ALPHA2 pumps

SETTING VIEW

PROP. PRESS.: CURVE 1		
PROP. PRESS.: CURVE 2		
PROP. PRESS.: CURVE 3		
PROP. PRESS.: AUTOADAPT		
CONST. PRESS.: CURVE 1		
CONST. PRESS.: CURVE 2		
CONST. PRESS.: CURVE 3		
CONST. PRESS.: AUTOADAPT		
CONST. CURVE: CURVE 1		
CONST. CURVE: CURVE 2		
CONST. CURVE: CURVE 3		
CONST. CURVE: CURVE 4		
PWM PROFILE A: 4M		
PWM PROFILE A: 5M		
PWM PROFILE A: 6M		
PWM PROFILE A: 7M		
PWM C PROFILE: 4M		
PWM C PROFILE: 5M		
PWM C PROFILE: 6M		
PWM C PROFILE: 7M		

SETTING OPTIONS

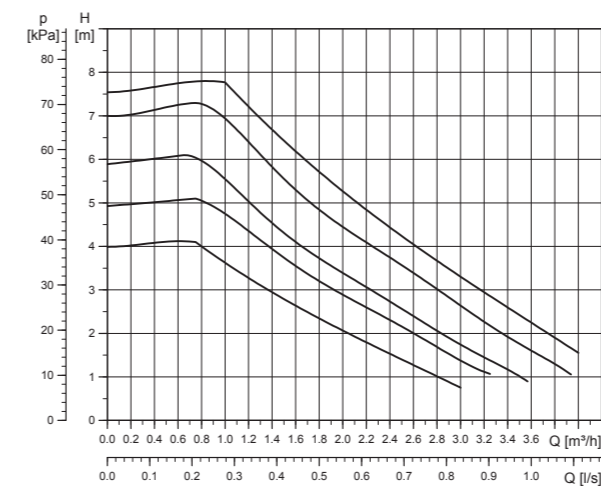
PROPORTIONAL PRESSURE	CONSTANT PRESSURE	CONSTANT CURVE
CURVE 1	CURVE 1	4/2 M
CURVE 2	CURVE 2	5/3 M
CURVE 3	CURVE 3	6/4 M
AUTOADAPT	AUTOADAPT	7/5 M

SETTING OPTIONS

PWM PROFILE A	PWM PROFILE C
4/2 M	4/2 M
5/3 M	5/3 M
6/4 M	6/4 M
7/5 M	7/5 M

UPM3 FEATURE	UPM3 SPECIFICATION
CE MARK COMFORMITY WITH FOLLOWING RELEVANT EC DIRECTIVES	EMC Directive (2004/108/EC) Standards used: EN 61000-6-2:2005, EN 61000-6-3:2007, EN 55014-1:2006/A1:2009, EN 55014-2:1997/A1:2001/A2:2008
	Low voltage Directive (2006/125/EC) Standards used: EN 60335-1:2012/AC:2014, EN 60335-2-51:2003/A1:2008/A2:1012
	Ecodesign Directive (2009/125/EC). Circulations with and without pump housing: Commission regulation No 641/2009 Standards used: EN 16297-1:2012, EN 16297-2:2012, EN 16297-3:2012
ECODESIGN ERP READY 2015	Fulfilling ecodesign requirements in 2015: EEI ≤ 0.20 EN16297/3 or EN16297/2
REACH COMPLIANCY	REACH Directive 1907/2006
WEEE COMPLIANCY	WEEE Directive 2012/19/EU Circulators are not seen as being in scope
ROHS COMPLIANCY	RoHS Directive 2011/65/EU
VDE APPROVAL	VDE certificate: No 40039416. It proves the comformity with the essential safety requirements of the EC Low Voltage Directive (2006/95/EC) including amendments
VDE CODE	GFNJB (hybrid variants) or GFNJC (UPM3)
ENCLOSURE CLASS	IP 44 (standard without drain holes), Option: IP X4D (with drain holes)
TF CLASS	TF 110 at 70°C ambient temperature
HIGH VOLTAGE PROTECTION	1000 VAC (EN60355-1)
DRINKING WATER APPROVALS (WRAS, KTW, DVGW W270 ETC.)	All pump head components will be compliant Specific compliant housings will be available
DEBLOCKING SOFTWARE	Continuously restarting after 1,33 sec with max torque
DEBLOCKING DEVICE	Manual deblocking device, access from front side
DRY RUN ABILITY - FIRST START	1 min (3 x 20 sec), all pumps will be lubricated with glycerine
DRY RUN ABILITY - DURING OPERATION	Rotor can filled with water: fulfils EN60335-2-51
EXPECTED LIFETIME:	>100.000 h (with specified load profile)
EXPECTED LIFETIME:	>500.000 on/off cycles
MINIMUM SWITCHING TIME POWER ON/OFF	With NTC: 1min, with Relay: no specific requirements
FLOW ESTIMATION	Available depending on the housing, accuracy: see PWM specification
NRUSH CURRENT	With relay: <4 A, with NTC: <10 A

UPM3 FEATURE	UPM3 SPECIFICATION
EQUIPMENT CLASS	I (EN 60335-1)
INSULATIONS CLASS	F (EN 60335-1)
MAXIMUM LEAKAGE CURRENT)	≤ 3,5 mA (EN 60335-1)
SPEED RANGE	563 to 5991 min-1 (depending on the variant)
MAXIMUM AMBIENT TEMPERATURE	+ 70°C
MAXIMUM MEDIA TEMPERATURE	+ 95°C on composite housings, + 110°C on cast iron housings
MAXIMUM SYSTEM PRESSURE:	1 MPa (10 bar) (depending on the housing material)
MINIMUM INLET PRESSURE	0.05 MPa (0.5 bar) at 95°C liquid temperature
MIMIMUM MEDIA TEMPERATURE	+ 0°C (for IP44: above dew point of ambient air)
MIMIMUM SUPPLY VOLTAGE	160 VAC (with reduced performance)
MOTOR PROTECTION:	The motor is protected by the electronics in the control box and requires no external motor protection
PEAK TEMPERATURE	Tm= 130°C (for peak ≤ 30 min)
NOMINAL SUPPLY VOLTAGE	EU: 1 x 230V + 10%/ -15%, 50 Hz
REACTION TIME (TILL MOTOR AT 90% RPM)	< 1,5 sec for cold start, warm start and speed change
REACTION TIME (TILL RETURN SIGNAL VALID)	< 3,3 sec for cold start, warm start and speed change
RELATIVE AIR HUMIDITY	Maximum 95%, non-condensing enviroment
STORAGE TEMPERATURE	- 40°C to + 75°C+A1



UPM3 Range Performance

