

**Codice - Code:**

**I00410**  
OKI Ø 250 shower head


**Descrizione - Description:**

Soffione OKI autopulente Ø 250 mm con snodo 1/2" F  
 OKI shower head Ø 250 mm with 1/2" F swivel ball – Easy-Clean  
 Kopfbrause OKI Ø 250 mm 1/2" F mit selbstreinigendem Regenstrahl  
 Douche de tête OKI Ø 250 mm jet pluie autonettoyant 1/2" F  
 Rociador OKI Ø 250 mm difusor lluvia autolimpiante 1/2" H  
 Душевая лейка OKI самоочищающаяся Ø 250 mm на шарнире 1/2" F

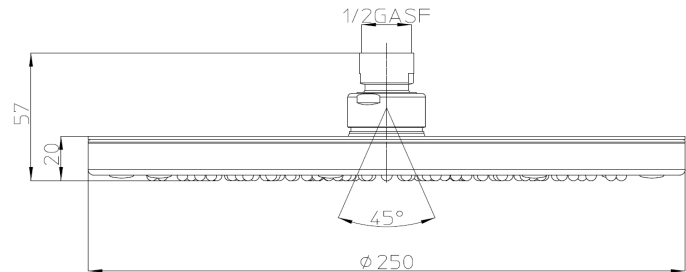
**Tecnologia - Technology:**



**Immagine Prodotto - Product Image**

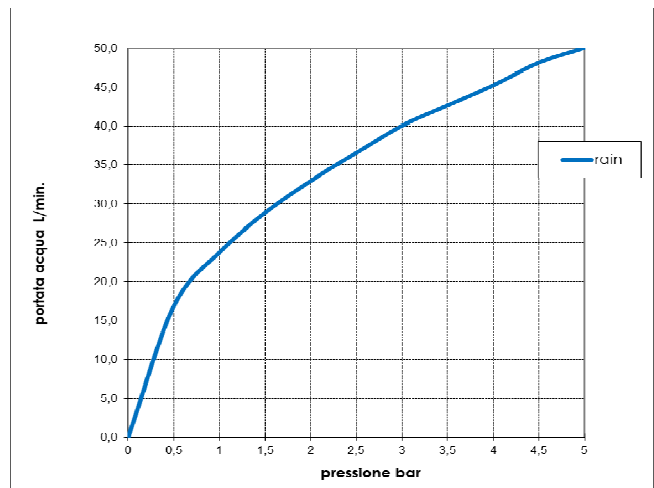


**Disegni - Drawings**



**Grafico di portata - Flow rate diagram**

	rain
0	0,0
0,5	16,9
1	23,8
1,5	28,9
2	33,0
2,5	36,6
3	40,1
3,5	42,7
4	45,3
4,5	48,2
5	50,1
pressione <b>bar</b>	portata <b>L/min</b>



**Caratteristiche idrauliche - Hydraulic features**

	Pressione Pressure	Portata Flow rate
min	1 bar	23,5 L/min
max	5 bar	50 L/min
Portata minima consigliata per buon funzionamento Recommended minimum flow-rate for optimal performance		10 L/min

Solo per miscelatori termostatici Only for thermostatic mixers	
Blocco di sicurezza Safety lock	--
Temperatura acqua fredda Cold water temperature	--
Temperatura acqua calda Hot water temperature	--

Materiali - Materials

**Soffione:** Corpo in ottone e diffusore in gomma (EPDM), connessione in ottone

**Shower:** Brass body and rubber diffuser (EPDM), brass connection

Certificazioni - Certifications



Conformità' - Conformity

Chrome plating - EN 248; EN 1112