
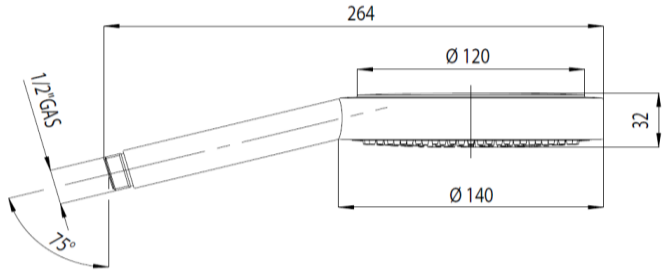
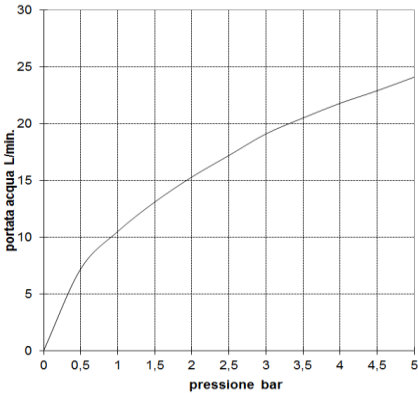
		SCHEDA TECNICA TECHNICAL SHEET		Date: 18/07/2017	Rev/0																								
Codice / Code: B00166		Descrizione / description: Doccia monogetto Ø 140 mm Single function handshower Ø 140 mm																											
Foto / image 		Disegni / drawings 																											
Grafico di portata / Flow rate diagram																													
<table border="1"> <thead> <tr> <th></th> <th>rain</th> </tr> </thead> <tbody> <tr><td>0</td><td>0</td></tr> <tr><td>0,5</td><td>7,2</td></tr> <tr><td>1</td><td>10,5</td></tr> <tr><td>1,5</td><td>13,1</td></tr> <tr><td>2</td><td>15,3</td></tr> <tr><td>2,5</td><td>17,2</td></tr> <tr><td>3</td><td>19,1</td></tr> <tr><td>3,5</td><td>20,5</td></tr> <tr><td>4</td><td>21,8</td></tr> <tr><td>4,5</td><td>22,9</td></tr> <tr><td>5</td><td>24,1</td></tr> </tbody> </table>			rain	0	0	0,5	7,2	1	10,5	1,5	13,1	2	15,3	2,5	17,2	3	19,1	3,5	20,5	4	21,8	4,5	22,9	5	24,1				
	rain																												
0	0																												
0,5	7,2																												
1	10,5																												
1,5	13,1																												
2	15,3																												
2,5	17,2																												
3	19,1																												
3,5	20,5																												
4	21,8																												
4,5	22,9																												
5	24,1																												
<table border="1"> <thead> <tr> <th>pressione bar</th> <th>portata L/min</th> </tr> </thead> <tbody> <tr><td>0</td><td>0</td></tr> <tr><td>0,5</td><td>7,2</td></tr> <tr><td>1</td><td>10,5</td></tr> <tr><td>1,5</td><td>13,1</td></tr> <tr><td>2</td><td>15,3</td></tr> <tr><td>2,5</td><td>17,2</td></tr> <tr><td>3</td><td>19,1</td></tr> <tr><td>3,5</td><td>20,5</td></tr> <tr><td>4</td><td>21,8</td></tr> <tr><td>4,5</td><td>22,9</td></tr> <tr><td>5</td><td>24,1</td></tr> </tbody> </table>		pressione bar	portata L/min	0	0	0,5	7,2	1	10,5	1,5	13,1	2	15,3	2,5	17,2	3	19,1	3,5	20,5	4	21,8	4,5	22,9	5	24,1				
pressione bar	portata L/min																												
0	0																												
0,5	7,2																												
1	10,5																												
1,5	13,1																												
2	15,3																												
2,5	17,2																												
3	19,1																												
3,5	20,5																												
4	21,8																												
4,5	22,9																												
5	24,1																												
MATERIALI / materials ABS, Silicone, Nbr, Acetal																													
CARATTERISTICHE IDRAULICHE / hydraulic features																													
	pressione pressure	portata flow rate	temperatura temperature	<i>solo per miscelatori termostatici</i> <i>only for thermostatic mixers</i>																									
min	1 bar	--	--	Blocco di sicurezza safety lock	/																								
max	5 bar	--	<70°C	Temperatura acqua fredda cold water temperature	/																								
consigliata recommended	2-3 bar	--	<42°C	Temperatura acqua calda hot water temperature	/																								
CERTIFICAZIONI / CERTIFICATIONS: ACS(FRA), NF [EN 1112] (FRA), WATERMARK [AS/NZS 3662:2005] (AUS), CSA [ASME A112.18.1/CSA B125.1](CAN/USA), IAPMO [ASME A112.18.1/CSA B125.1] (USA/CAN).																													
CONFORMITA' / CONFORMITY : Chrome plating - EN 248.																													