


DATA SHEET

1601.0300

Line 1600

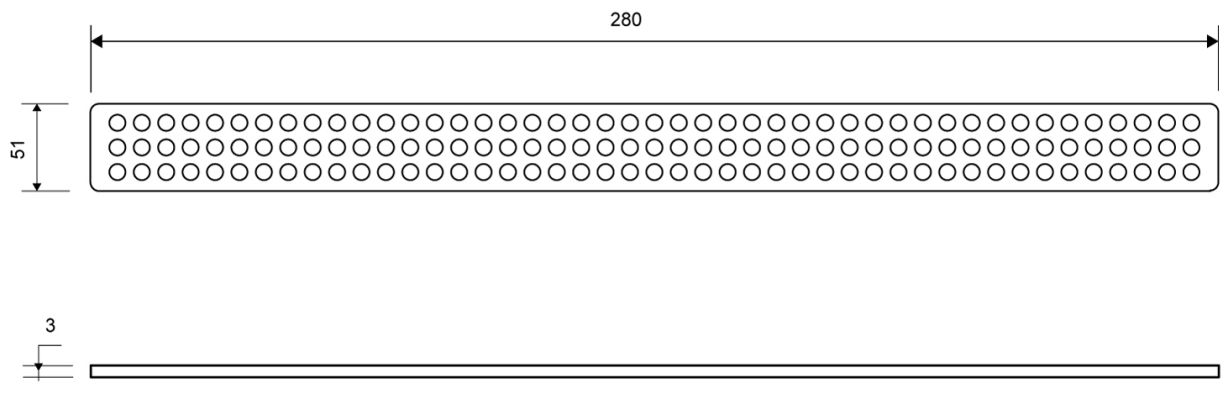
Only for use with ClassicLine frame

To ensure a snug fit, the grating is placed on a countersunk bearing inside the frame

**Specifications**

ITEM NUMBER 1601.0300	GTIN NUMBER 5707692002231	WEIGHT INCLUDING PACKAGING 280 g
WEIGHT EXCLUDING PACKAGING 260 g	MATERIAL Stainless steel (AISI 304)	USAGE Line drain
SURFACE Brushed	LENGTH MODEL 300 mm	DIMENSIONS 3 mm solid

DATA SHEET



1601.0300

Products




DATA SHEET

1601.0700

Line 1600

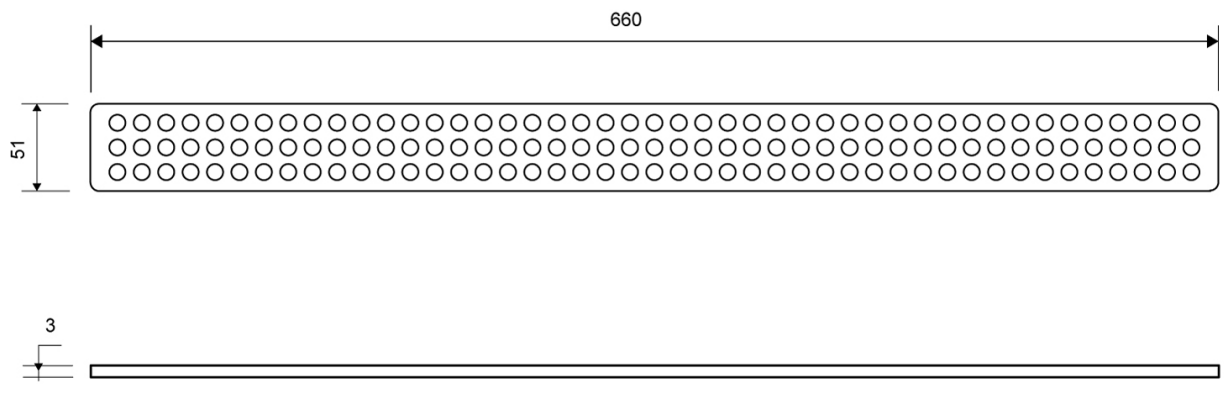
Only for use with ClassicLine frame

To ensure a snug fit, the grating is placed on a countersunk bearing inside the frame

**Specifications**

ITEM NUMBER 1601.0700	GTIN NUMBER 5707692001098	WEIGHT INCLUDING PACKAGING 660 g
WEIGHT EXCLUDING PACKAGING 650 g	MATERIAL Stainless steel (AISI 304)	USAGE Line drain
SURFACE Brushed	LENGTH MODEL 700 mm	DIMENSIONS 3 mm solid

DATA SHEET



1601.0700

Products




DATA SHEET

1601.0800

Line 1600

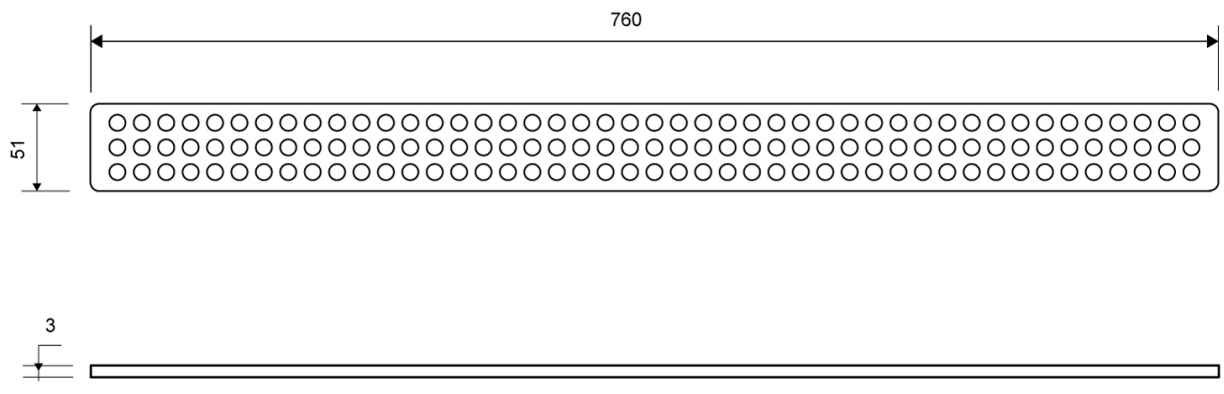
Only for use with ClassicLine frame

To ensure a snug fit, the grating is placed on a countersunk bearing inside the frame

**Specifications**

ITEM NUMBER 1601.0800	GTIN NUMBER 5707692001104	WEIGHT INCLUDING PACKAGING 760 g
WEIGHT EXCLUDING PACKAGING 730 g	MATERIAL Stainless steel (AISI 304)	USAGE Line drain
SURFACE Brushed	LENGTH MODEL 800 mm	DIMENSIONS 3 mm solid

DATA SHEET



1601.0800

Products




DATA SHEET

1601.0900

Line 1600

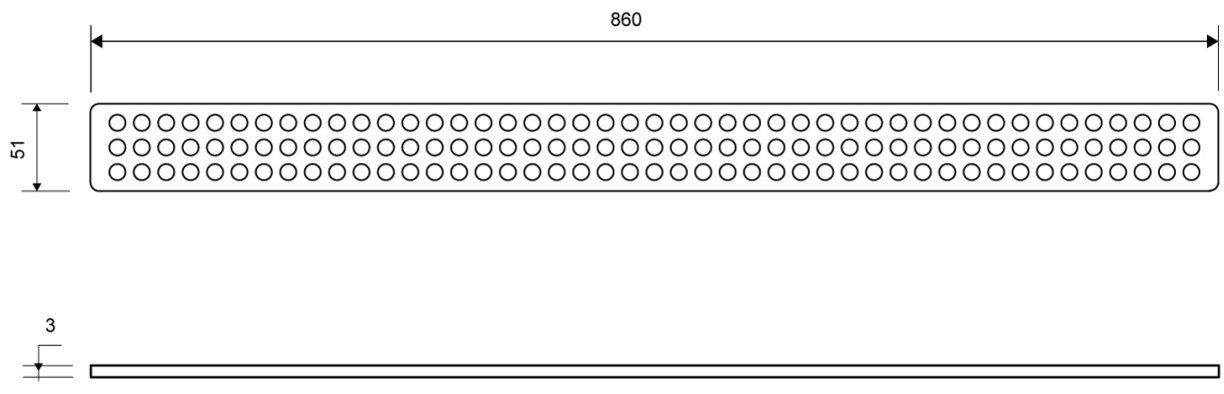
Only for use with ClassicLine frame

To ensure a snug fit, the grating is placed on a countersunk bearing inside the frame

**Specifications**

ITEM NUMBER 1601.0900	GTIN NUMBER 5707692001111	WEIGHT INCLUDING PACKAGING 880 g
WEIGHT EXCLUDING PACKAGING 840 g	MATERIAL Stainless steel (AISI 304)	USAGE Line drain
SURFACE Brushed	LENGTH MODEL 900 mm	DIMENSIONS 3 mm solid

DATA SHEET



1601.0900

Products




DATA SHEET

1601.1000

Line 1600Line 1600Line 1600Line 1600Line 1600Line 1600Line 1600Line 1600

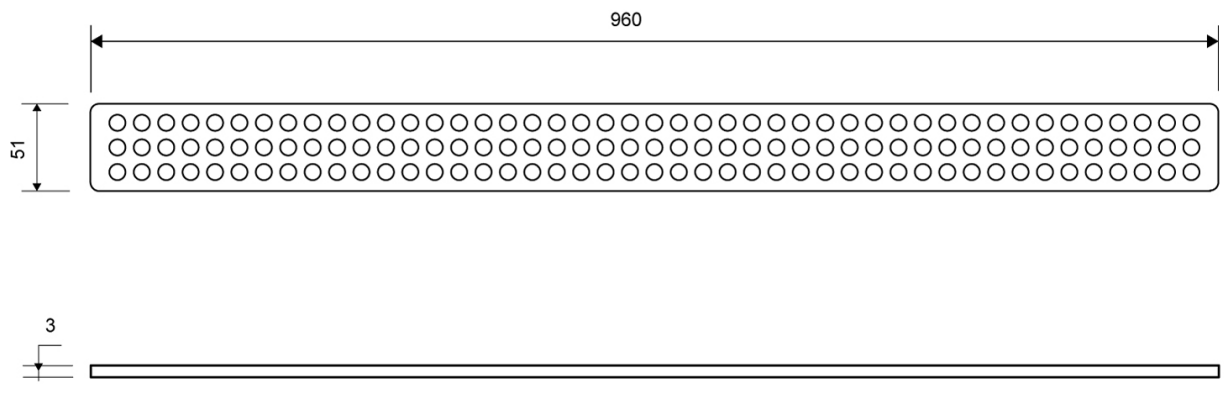
Only for use with ClassicLine frame

To ensure a snug fit, the grating is placed on a countersunk bearing inside the frame

**Specifications**

ITEM NUMBER 1601.1000	GTIN NUMBER 5707692002255	WEIGHT INCLUDING PACKAGING 960 g
WEIGHT EXCLUDING PACKAGING 900 g	MATERIAL Stainless steel (AISI 304)	USAGE Line drain
SURFACE Brushed	LENGTH MODEL 1000 mm	DIMENSIONS 3 mm solid

DATA SHEET



1601.1000

Products

